



JÄGER
Umwelt-Technik



JETFLEX[®] TD 65-2 G TUBE DIFFUSER

Data sheet

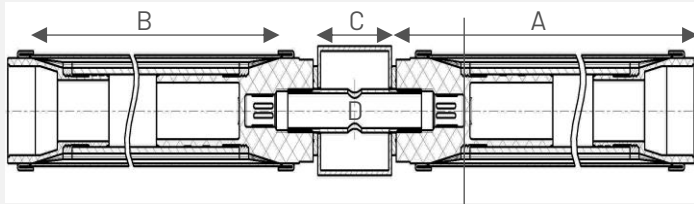
JetFlex® TD 65-2 G Tube Diffuser

Dimensions

Material	Tube diameter	ID-Sleeve	Wall thickness
EPDM	63 mm	~ 65 mm	1.9 ± 0.15 mm
Silicone	63 mm	~ 65 mm	1.5 ± 0.15 mm
PUR	63 mm	~ 65 mm	0.6 ± 0.1 mm



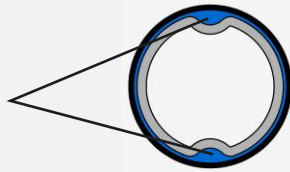
Installation drawing



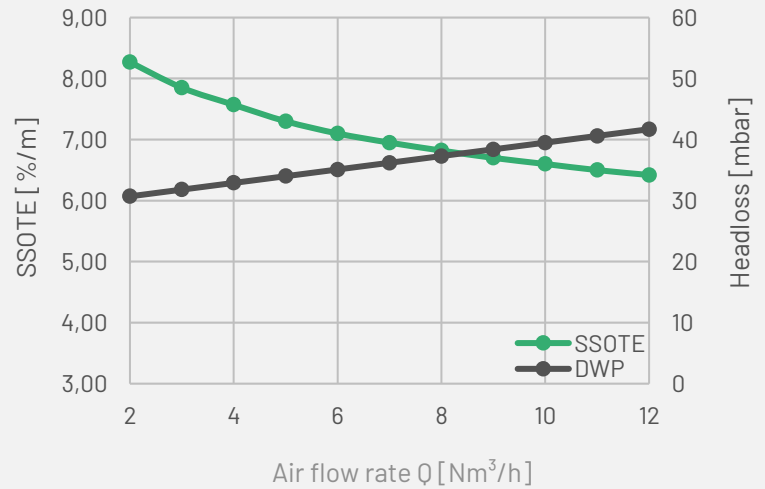
- A = Total length
- B = Perforated length
- C = Square pipe
- D = Connector

Cut A-A

Air grooves enable low-resistance air distribution along the diffuser body.



SSOTE and headloss for EPDM 1000 mm



Perforated length	Total length	Perforated area		Air flow rate at standard operating conditions	Air flow rate at max. overload/maintenance	Operating mode
		EPDM + PUR	SI			
1000 mm	1080 mm	0.18 m ²	0.16 m ²	2 - 12 Nm ³ /h	20 Nm ³ /h	continuous / intermittent
750 mm	830 mm	0.135 m ²	0.12 m ²	1.5 - 9 Nm ³ /h	15 Nm ³ /h	continuous / intermittent
500 mm	580 mm	0.09 m ²	0.08 m ²	1 - 6 Nm ³ /h	10 Nm ³ /h	continuous / intermittent

Dimensions for connection to square pipes

Connector [D]	Length for square tube 80 x 80 mm [C]	Length for square tube 100 x 100 mm [C]	Drill hole for connector
Pipe thread ISO 228 - G 1A	145 mm	165 mm	35 +1/-0 mm
Pipe thread ISO 228 - G 3/4A	145 mm	165 mm	28 +1/-0 mm

For further details, please refer to our installation and operating instructions.

Material - Membrane



	Norm	EPDM F053A	PUR	Norm	Silicone
Color		black	transparent		translucent
Plasticiser (%)		35	0		0
Density (g/cm³)	DIN EN ISO 1183-1	1.11	1.11	DIN EN ISO 1183-1	1.16
Tensile strength (N/mm²)	DIN 53504	>8.5	>45	DIN 53504	>9
Elongation at break (%)	DIN 53504	>550	>650	DIN 53504	>900
Tear strength (N/mm)	DIN EN ISO 34-1	>10	>55	ASTM D 624 B	>38
Hardness (Shore A)	DIN ISO 7619-1	43 ± 5	80 ± 5	DIN 53505	60 ± 5
Operating temperature air (°C)		5 - 80	5 - 80		5 - 100
Operating temperature water (°C)		5 - 40	5 - 40		5 - 40

Norm

Other materials

Supporting body	Stainless steel
PP / PP 20% GF	1.4301

Accessories



Floor bracket and end plug



Adapter



Blind plug



Flat sealing



Clamp adapter with external thread



Jäger Umwelt-Technik GmbH
Lohweg 1. 30559 Hanover. Germany
+49 511 646 440

info@jaeger-envirotech.com

www.jaeger-envirotech.com

Disclaimer

We exclude any liability for the information and product presentations provided. For contents of a technical nature, these are based on the status of their publication. Existing copyrights and rights to names remain unaffected.